

The Critical-Path Algorithm

Lecture 38
Sections 8.5

Robb T. Koether

Hampden-Sydney College

Wed, Apr 25, 2018

1 The Critical-Path Algorithm

2 Example

3 Assignment

Outline

- 1 The Critical-Path Algorithm
- 2 Example
- 3 Assignment

The Critical-Path Algorithm

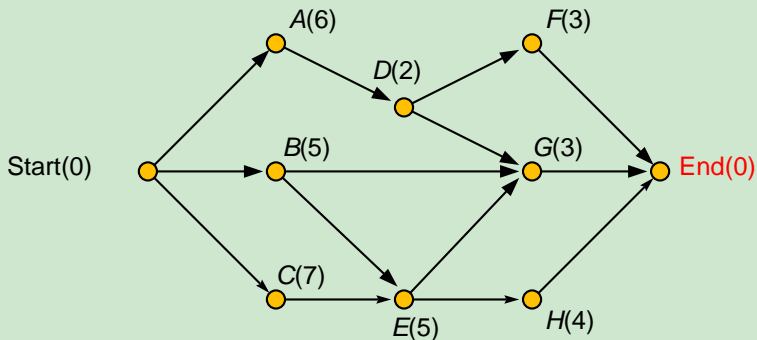
Definition (The Critical-Path Algorithm)

The **critical-path algorithm** creates a schedule by the following method.

- 1 Use the backflow algorithm to find the critical time of every task in the project.
- 2 Create a priority list by arranging the tasks in order of **decreasing critical time**.
- 3 Use that priority list to create a schedule.

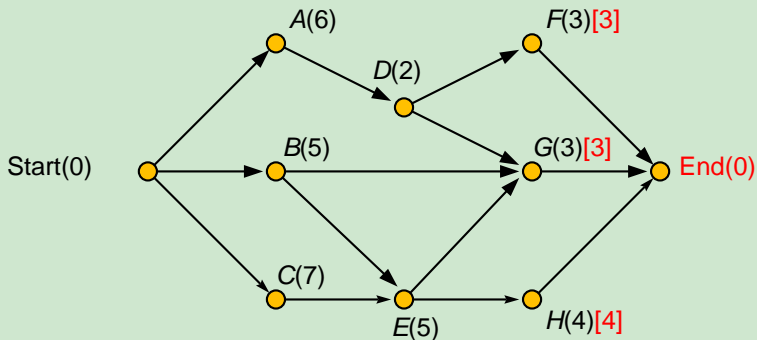
The Backflow Algorithm

Example (The Backflow Algorithm)



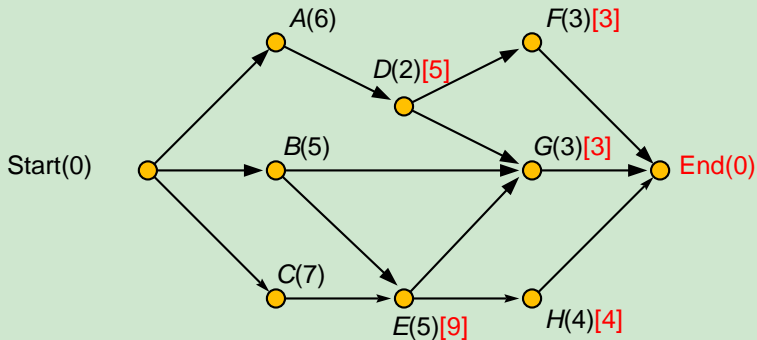
The Backflow Algorithm

Example (The Backflow Algorithm)



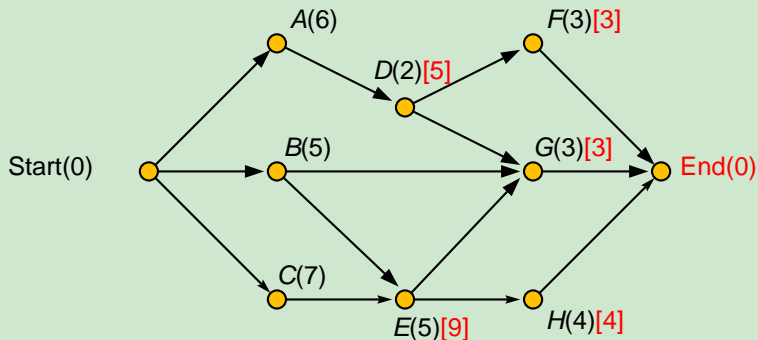
The Backflow Algorithm

Example (The Backflow Algorithm)



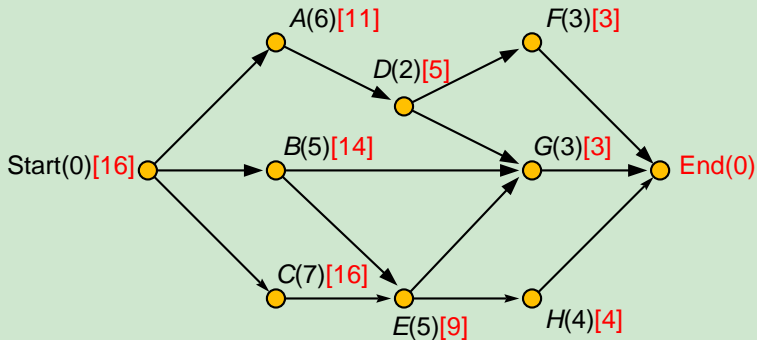
The Backflow Algorithm

Example (The Backflow Algorithm)



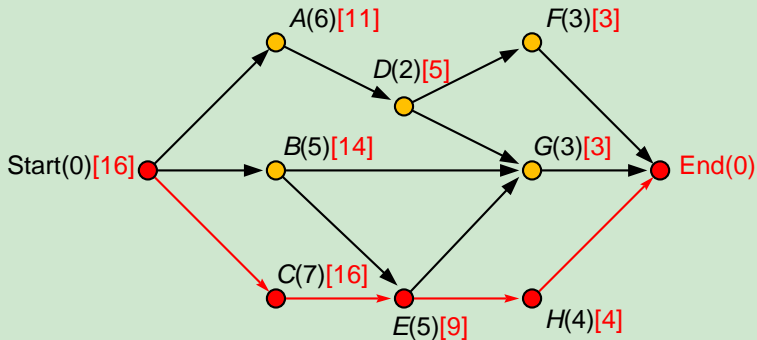
The Backflow Algorithm

Example (The Backflow Algorithm)



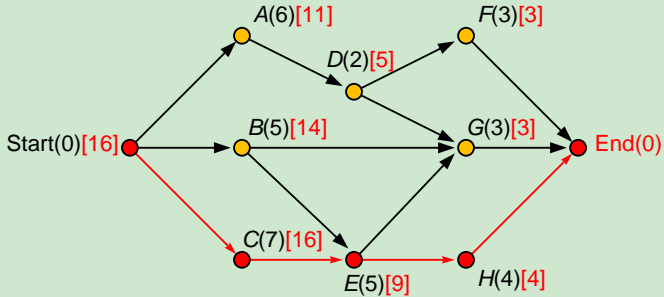
The Backflow Algorithm

Example (The Backflow Algorithm)



Example

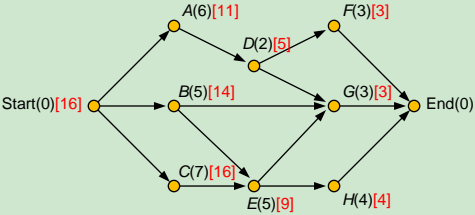
Example (The Critical-Path Algorithm)



- The priority list is C, B, A, E, D, H, F, G.

Example

Example (The Critical-Path Algorithm)

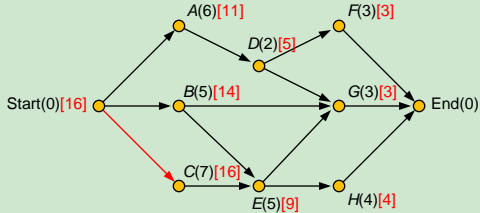


Priority list: C, B, A, E, D, H, F, G

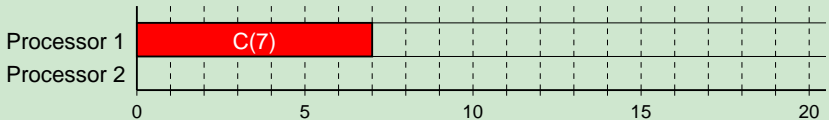


Example

Example (The Critical-Path Algorithm)

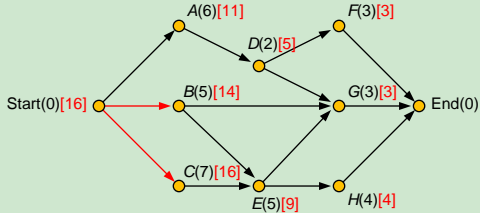


Priority list: **C**, B, A, E, D, H, F, G

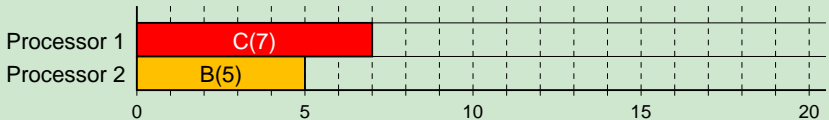


Example

Example (The Critical-Path Algorithm)

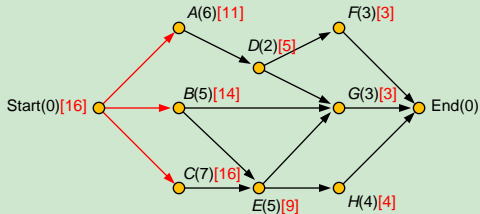


Priority list: **C**, B, A, E, D, H, F, G

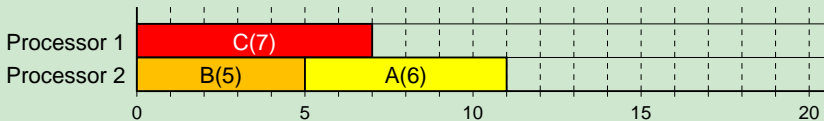


Example

Example (The Critical-Path Algorithm)

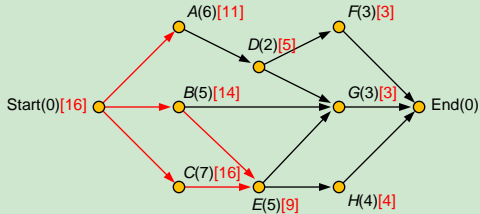


Priority list: **C**, **B**, **A**, E, D, H, F, G

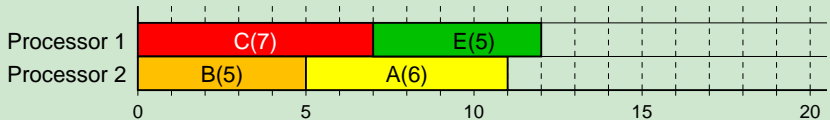


Example

Example (The Critical-Path Algorithm)

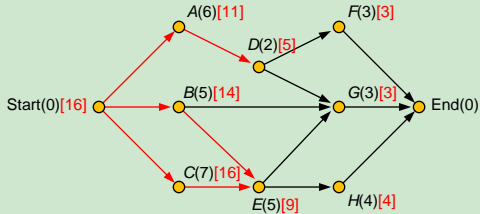


Priority list: *C, B, A, E, D, H, F, G*

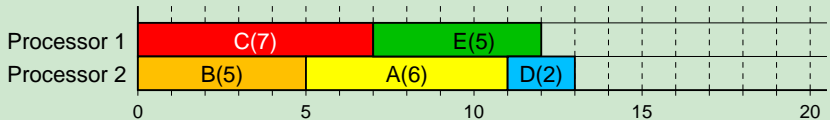


Example

Example (The Critical-Path Algorithm)

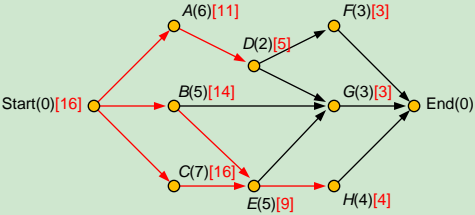


Priority list: *C, B, A, E, D, H, F, G*

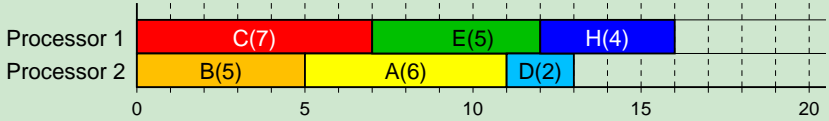


Example

Example (The Critical-Path Algorithm)

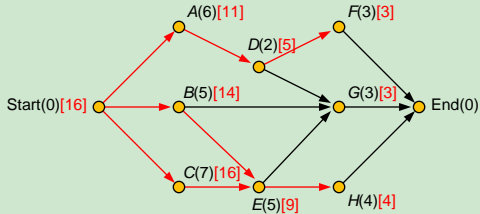


Priority list: *C, B, A, E, D, H, F, G*

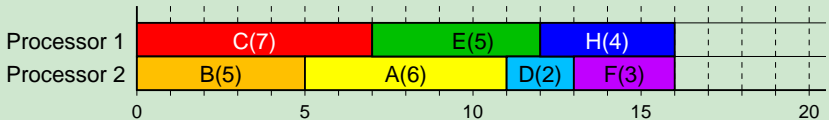


Example

Example (The Critical-Path Algorithm)

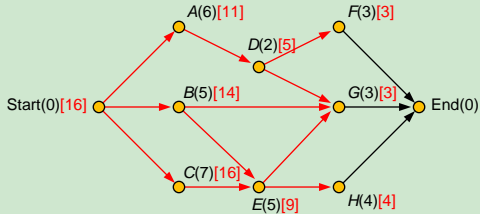


Priority list: *C, B, A, E, D, H, F, G*

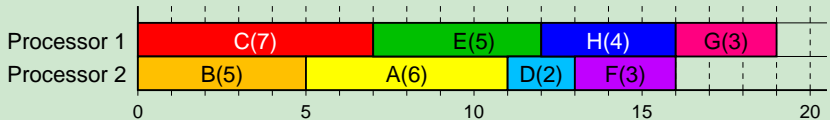


Example

Example (The Critical-Path Algorithm)

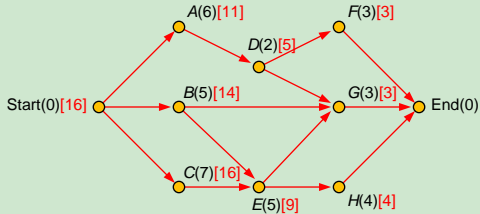


Priority list: *C, B, A, E, D, H, F, G*

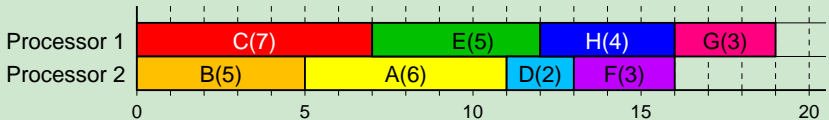


Example

Example (The Critical-Path Algorithm)



Priority list: *C, B, A, E, D, H, F, G*



Outline

1 The Critical-Path Algorithm

2 Example

3 Assignment

Example

Task	Precedent Tasks	Processing Time	Critical Time
<i>A</i>		4	
<i>B</i>		7	
<i>C</i>		2	
<i>D</i>		3	
<i>E</i>	<i>A</i>	8	
<i>F</i>	<i>A, B, C</i>	6	
<i>G</i>	<i>C, D</i>	4	
<i>H</i>	<i>D</i>	2	
<i>I</i>	<i>E, F</i>	5	
<i>J</i>	<i>F, G, H</i>	10	

Example

Task	Precedent Tasks	Processing Time	Critical Time
<i>A</i>		4	
<i>B</i>		7	
<i>C</i>		2	
<i>D</i>		3	
<i>E</i>	<i>A</i>	8	
<i>F</i>	<i>A, B, C</i>	6	
<i>G</i>	<i>C, D</i>	4	
<i>H</i>	<i>D</i>	2	
<i>I</i>	<i>E, F</i>	5	5
<i>J</i>	<i>F, G, H</i>	10	10

Example

Task	Precedent Tasks	Processing Time	Critical Time
<i>A</i>		4	
<i>B</i>		7	
<i>C</i>		2	
<i>D</i>		3	
<i>E</i>	<i>A</i>	8	13
<i>F</i>	<i>A, B, C</i>	6	
<i>G</i>	<i>C, D</i>	4	
<i>H</i>	<i>D</i>	2	
<i>I</i>	<i>E, F</i>	5	5
<i>J</i>	<i>F, G, H</i>	10	10

Example

Task	Precedent Tasks	Processing Time	Critical Time
<i>A</i>		4	
<i>B</i>		7	
<i>C</i>		2	
<i>D</i>		3	
<i>E</i>	<i>A</i>	8	13
<i>F</i>	<i>A, B, C</i>	6	16
<i>G</i>	<i>C, D</i>	4	
<i>H</i>	<i>D</i>	2	
<i>I</i>	<i>E, F</i>	5	5
<i>J</i>	<i>F, G, H</i>	10	10

Example

Task	Precedent Tasks	Processing Time	Critical Time
<i>A</i>		4	
<i>B</i>		7	
<i>C</i>		2	
<i>D</i>		3	
<i>E</i>	<i>A</i>	8	13
<i>F</i>	<i>A, B, C</i>	6	16
<i>G</i>	<i>C, D</i>	4	14
<i>H</i>	<i>D</i>	2	
<i>I</i>	<i>E, F</i>	5	5
<i>J</i>	<i>F, G, H</i>	10	10

Example

Task	Precedent Tasks	Processing Time	Critical Time
<i>A</i>		4	
<i>B</i>		7	
<i>C</i>		2	
<i>D</i>		3	
<i>E</i>	<i>A</i>	8	13
<i>F</i>	<i>A, B, C</i>	6	16
<i>G</i>	<i>C, D</i>	4	14
<i>H</i>	<i>D</i>	2	12
<i>I</i>	<i>E, F</i>	5	5
<i>J</i>	<i>F, G, H</i>	10	10

Example

Task	Precedent Tasks	Processing Time	Critical Time
<i>A</i>		4	20
<i>B</i>		7	
<i>C</i>		2	
<i>D</i>		3	
<i>E</i>	<i>A</i>	8	13
<i>F</i>	<i>A, B, C</i>	6	16
<i>G</i>	<i>C, D</i>	4	14
<i>H</i>	<i>D</i>	2	12
<i>I</i>	<i>E, F</i>	5	5
<i>J</i>	<i>F, G, H</i>	10	10

Example

Task	Precedent Tasks	Processing Time	Critical Time
<i>A</i>		4	20
<i>B</i>		7	23
<i>C</i>		2	
<i>D</i>		3	
<i>E</i>	<i>A</i>	8	13
<i>F</i>	<i>A, B, C</i>	6	16
<i>G</i>	<i>C, D</i>	4	14
<i>H</i>	<i>D</i>	2	12
<i>I</i>	<i>E, F</i>	5	5
<i>J</i>	<i>F, G, H</i>	10	10


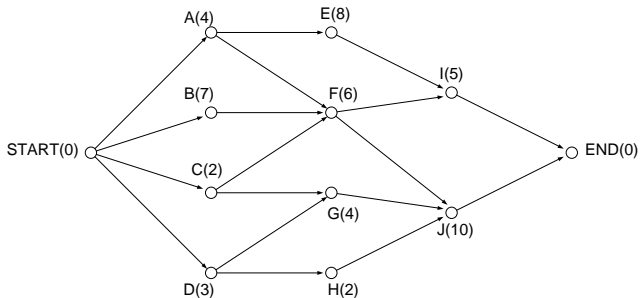
Example

Task	Precedent Tasks	Processing Time	Critical Time
<i>A</i>		4	20
<i>B</i>		7	23
<i>C</i>		2	18
<i>D</i>		3	
<i>E</i>	<i>A</i>	8	13
<i>F</i>	<i>A, B, C</i>	6	16
<i>G</i>	<i>C, D</i>	4	14
<i>H</i>	<i>D</i>	2	12
<i>I</i>	<i>E, F</i>	5	5
<i>J</i>	<i>F, G, H</i>	10	10

Example

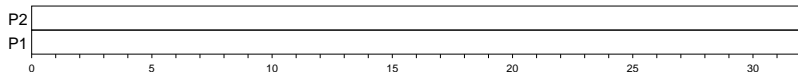
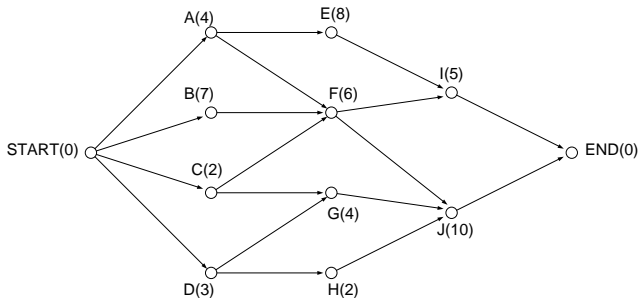
Task	Precedent Tasks	Processing Time	Critical Time
<i>A</i>		4	20
<i>B</i>		7	23
<i>C</i>		2	18
<i>D</i>		3	17
<i>E</i>	<i>A</i>	8	13
<i>F</i>	<i>A, B, C</i>	6	16
<i>G</i>	<i>C, D</i>	4	14
<i>H</i>	<i>D</i>	2	12
<i>I</i>	<i>E, F</i>	5	5
<i>J</i>	<i>F, G, H</i>	10	10

Example




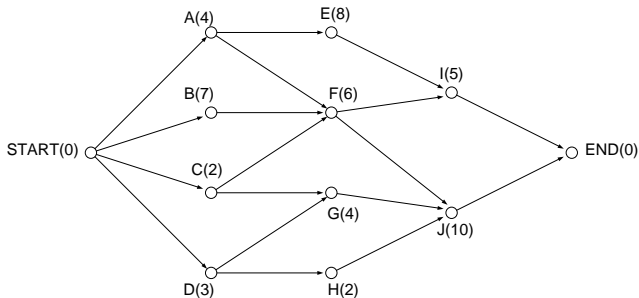
Schedule the tasks using 2 processors.

Example




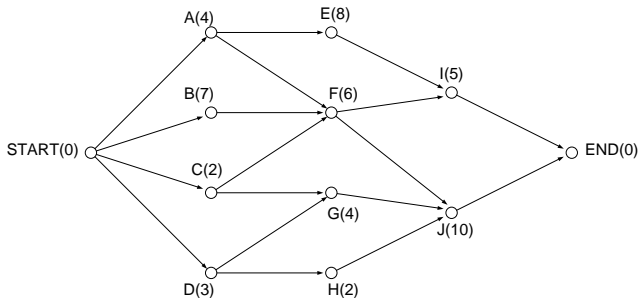
Schedule the tasks using 2 processors.
Compare to the decreasing-time algorithm

Example



Schedule the tasks using 3 processors.

Example



Schedule the tasks using 3 processors.
Compare to the decreasing-time algorithm

Outline

1 The Critical-Path Algorithm

2 Example

3 Assignment

Assignment

Assignment

- Chapter 8: Exercises 49, 50, 51, 52, 56.